

STLTHTM *PRO*

USER MANUAL

Read before use. Keep this manual for future reference.

GUIDE DE L'UTILISATEUR

Lire avant l'utilisation. Garder pour consultation future.

TORONTO

M1E 4Y6

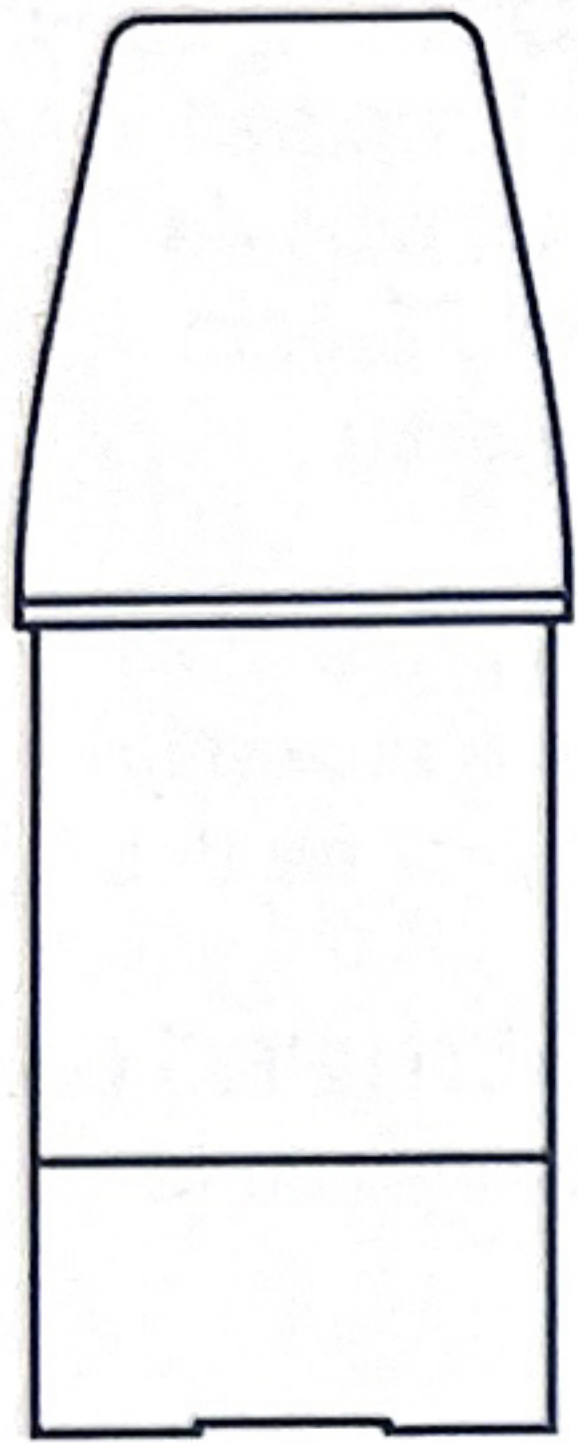
WWW.STLTHVAPOR.COM

WARNING: Vaping products contain nicotine,
a highly addictive chemical.

Health Canada


AVERTISSEMENT : les produits de
vapotage contiennent de la nicotine, une
substance qui crée une forte dépendance.

Santé Canada




POD CARTRIDGE

Remove the freshness seal from the mouthpiece of the pod cartridge. Insert the pod cartridge into the device. To activate, inhale on the pod cartridge mouthpiece and enjoy your STLTH PRO to the fullest.



DEVICE UNIT

To charge, use the STLTH USB-C Charging Cable to connect the device unit to a charging port.



USB CHARGING CABLE

Charge until the indicator light on the device unit LED turns solid green.

INTRODUCTION

Thank you for purchasing your new STLTH PRO vaping device. Please take a moment to go through this user manual prior to using the STLTH PRO vaping device.

PRODUCT CONTENTS

- (1) STLTH PRO Device
- (1) USB-C Charging Cable
- (1) STLTH PRO user instruction manual

PRODUCT HIGHLIGHTS

- Innovative and unique design for exceptional comfort when holding in hand.
- 800mAh battery capacity for a full day of use.
- LED battery level indicator.
- Fast charge time for full charge cycle.

IMPORTANT SAFETY INFORMATION

- All STLTH PRO products were manufactured to be used exactly as directed in this user's instruction manual. Failure to adhere to these guidelines may impede the protection provided by the equipment.
- Immediately cease the use of STLTH products and obtain medical advice if you present any of the following physical symptoms: nausea or feeling faint or dizzy; any form of allergic reaction (unusual rash, itchiness, dry or swollen tongue, throat, or mouth); experiencing an irregular heartbeat; or any other noticeably unusual side-effect.
- Keep all STLTH products away from children at all times. Children must not play with the STLTH PRO device, pod cartridges, or charging cable.
- Do not compress, puncture, burn, or submerge the STLTH PRO device, pod cartridges, or charging cable in water.
- Do not insert products not produced or provided by STLTH into the STLTH PRO device. Do not insert the STLTH Pro pod cartridges into products not produced or provided by STLTH. The use of unauthorized products with STLTH products could result in fire, injury, and/or damage to your STLTH products or personal property.
- STLTH products should not be used around flammable liquids or dangerous gases.
- STLTH products should not be used by anyone who is using oxygen themselves, or around anyone who is using oxygen.
- Never leave the STLTH PRO device unattended while a STLTH PRO pod cartridge is inserted into the device.

CHARGING SAFETY CONSIDERATIONS

- Refrain from using any chargers or other equipment not produced or provided by STLTH. The use of unauthorized chargers and equipment could result in fire, injury, and/or damage

to your STLTH products or personal property.

- While your device is charging, never leave it unattended.
- Never leave a STLTH PRO pod cartridge inserted into the STLTH PRO device while the STLTH PRO device is charging.
- Do not charge your STLTH PRO device in your vehicle.
- The device should only be connected to a safety extra-low voltage (SELV) circuit rated at 5VDC, 800mA or more.
- Rating of USB-C charging cable: 5V, 2A.

DO NOT USE THIS PRODUCT:

- Where the use of electronic devices is prohibited.
- On or near heat sources e.g. radiators or fires.
- If it is damaged, tampered with, or broken.
- If it has been exposed to excessive heat or moisture.
- If its battery appears to be leaking.

STLTH PRODUCTS ARE NOT PERMITTED FOR USE BY:

- Minors (anyone under the age of majority to purchase STLTH products).
- Those consumers who are allergic or noticeably sensitive to nicotine products.
- Women who are pregnant or breastfeeding.
- Those with underlying medical conditions that are worsened by the use of nicotine products.
- Consumers who have heart conditions, diabetes, or severe hypertension.
- Consumers who have limited physical, sensory, or mental capabilities, or who are inexperienced and/or have no knowledge of STLTH products -- except for those consumers who are being supervised or directed on the use of STLTH products by a competent adult person who is responsible for their wellbeing and safety.

WARNING: THIS PRODUCT CONTAINS NICOTINE WHICH IS A HIGHLY ADDICTIVE SUBSTANCE. THIS PRODUCT IS MEANT FOR ADULT USE ONLY AND IS NOT RECOMMENDED FOR NON-SMOKERS. KEEP AWAY FROM CHILDREN, ANIMALS, AND NON-SMOKERS.

If STLTH e-liquid is **SWALLOWED**: rinse mouth immediately. If you feel unwell contact your local poison centre or seek medical attention.

If STLTH e-liquid is **ON SKIN**: wash rigorously with soap and water. If you feel unwell contact your local poison centre or seek medical attention.

HOW TO USE STLTH PRO

Your style of puff has developed over time and adjusting to STLTH PRO will take time, so please be patient. STLTH PRO is designed for inhaling vapour into the mouth first, then into the lungs.

CHARGING

- Prior to using your STLTH PRO device for the first time, please fully charge your device by plugging the provided USB-C charging cable into the charging port on the bottom of the device and connecting the other end of the USB-C charging cable to the USB port of a charging device.
- During charge, the LED colour will reflect the current device battery level. The LED will slowly brighten and dim during charge.

0 ~ 20%	20 ~ 60%	60 ~ 95%	Fully Charged
Breathing Red	Breathing Yellow	Breathing White	Solid Green

DURING USE

- Once the device is fully charged, insert the STLTH PRO pod cartridge into the device as shown in the picture on the previous page. You should feel a click as it is inserted. The LED will flash the current battery level.
- To activate your STLTH PRO device, simply inhale through the STLTH PRO pod cartridge mouthpiece.
- During use, the LED light colour will reflect the current battery level.
- When the LED indicator flashes red 5 times consecutively after a draw, the device needs to be charged.

0 ~ 40%	40 ~ 80%	80 ~ 100%
Red	Yellow	White

REPLACING YOUR POD CARTRIDGE

- Replace your STLTH PRO pod cartridge when vapour production, vapour quality, or taste is depleted.
- Do not refill STLTH PRO pod cartridges. Each pod cartridge is designed for a single use; any attempts to refill the pod cartridge could cause significant damage to the STLTH PRO device and/or pod cartridge.
- If there is still e-liquid in the STLTH PRO pod cartridge but the vaping experience is poor, check if the device is fully charged.
- The pod cartridge may still contain e-liquid when the charging LED indicates low battery. Do not immediately dispose of a pod when the device is low charge. Check the vapour quality after recharging.

IMPORTANT PRODUCT USE INFORMATION

- If your STLTH PRO device shows any sign of damage, contact Customer Support (see Warranty section below); do not use a damaged device.
- For best performance, complete pod cartridges within 48 hours from first use.
- Do not use the device upside down, always keep the device

vertical during consumption.

- Take short breaks between each puff to let the cotton wick saturate with e-liquid to improve flavour and to prevent leaking and dry hits.
- STLTH PRO products must remain dry. Any sort of humidity or liquid in the device can damage the electronic circuits.
- STLTH PRO devices and pod cartridges should not be left in direct sunlight or in close proximity to any sources of heat. Extreme heat can permanently damage the STLTH PRO device and pod cartridges.
- STLTH products should be used and stored in a temperature between 15°C (59°F) to 25°C (77°F).
- Storing the device/pod cartridges in a sideways position will improve performance.
- STLTH PRO devices were designed specifically for use with STLTH PRO pod cartridges and STLTH PRO e-liquids. Only STLTH PRO pod cartridges manufactured by STLTH and bearing the STLTH logo/STLTH trademark on the packaging should be used with the STLTH PRO device unit. Other e-liquids and pod cartridges not manufactured by STLTH should not be used in STLTH PRO devices. If you suspect you have been sold an imitation pod cartridge, DO NOT insert and inhale or charge your device with the pod cartridge inserted. If you require further clarification, please contact us at: support@STLTHVAPE.com.
- The STLTH PRO device is powered by and contains a non-replaceable lithium-ion rechargeable battery.
- Never keep loose STLTH PRO devices in any pocket, purse, or bag especially near loose metals such as keys, jewelry, or coins.
- The STLTH PRO pod cartridges contain a nicotine level that has the potential to decrease between the time of manufacture to the point of consumption.

SAFETY FEATURES

- 7-second puff time-out: device flashes 3 times and then turns off if inhaled continuously for more than 7 seconds.
- Short circuit protection: device will flash five times and automatically shut down if short circuited.
- Overcurrent and overvoltage protection.

DISPOSAL / RECYCLING

This product is considered an electronic device containing batteries and should not be discarded with household waste. Please dispose of your battery-containing device at an applicable recycling point for disposal of electronic equipment. For more information about where you can drop off your waste equipment for recycling, please contact your local city office, household waste disposal service, or the location where you purchased the device.

TROUBLESHOOTING

- Condensation in pod cartridge: simply remove the pod cartridge

from the device, place a tissue at the top of the pod cartridge mouthpiece and blow air through the bottom of the pod cartridge. The tissue will absorb the condensation and you can resume vaping. Never blow into the pod cartridge mouthpiece, air should only flow in one direction.

- Device malfunctions: Do not attempt to troubleshoot any device appearing to behave abnormally. If you have any issues with your device, please follow the warranty steps below.

WARRANTY

If the device malfunctions or stops working within one year of purchase, please email our customer support team at support@STLTHVAPE.com or fill out and submit the Warranty Replacement Form at www.STLTHVAPE.com/warranty-center. For more information, please visit www.STLTHVAPE.com/warranty.

CAUTION

All instructions and safety warnings included in this user guide cannot cover all possible conditions and situations that could occur. Caution must always be used when using or maintaining any personal electronic product. To reduce the risk of injury, always use this product in accordance with the listed instructions. This product contains no user-serviceable parts. Do not attempt to repair, service, or open any component of this product, or replace the battery or any of the components – doing so may result in personal injury.